



# Stress Kracks

The Official Voice of Gate City Corvette Club  
of Southern New Hampshire



<https://www.facebook.com/GateCityCorvetteClub>

**MAC MULKIN CHEVROLET**  
3 Marmon Drive  
New England Automotive Village  
Nashua, NH 03060

**Sponsor of  
Gate City Corvette Club**

July 2015 Issue



## In this Issue:

### First Word

-- Larry Shields .....pages 1

### VP / Activities Report

-- Jim Gorman.....page 2

### Meeting Minutes

-- Allie DeCampo..... pages 2- 3

### That Poor Vette & Monthly Trivia

-- Larry Shields.....page 4

--Dennis Granger.....page 4

--Birthdays.....page 4

Summer Picnic.....page 5

--Allie DeCampo

Dyno Day.....pages 6-7

--Larry Shields

Mod That Vette.....pages 8-12

--Larry Shields

### Activities and Events,

### Publishing Information &

Club Officers.....page 13

Advertisement.....page 14

## Officers 2015

President: *Larry Shields*

Vice President: *Jim Gorman*

Secretary: *Allie DeCampo*

Treasurer: *Dan Feidler*

Officer-at-Large: *John Bosco*

Membership Director: *Joe Michalik*

Immediate Past President: *N/A*

## First Word

*Larry Shields*

We're now past the mid-point of our sun cycle, and the days are starting to get shorter again. But we've still got a lot of great events left to go this year that should be able to keep us very busy. We've had our club picnic this month, and Jim has been working on trying to get some more club trips scheduled for the upcoming months to give us stuff to do as a group. Plus there's still quite a long list of events left on the schedule for this year!

Some notable upcoming events are Corvettes at Carlisle, Great Bay's Driven to Make a Difference show, Vettes to Vets, and the New England Corvette Caravan Reunion event. Plus some large all car shows such as the East Coast Camaro Club Show & Shine are great events to get out to if you have the time. Plus there is the regular Corvettes & Coffee event in Portsmouth the first Saturday of each month. These events are a great way to get out with our cars and enjoy the weather, the driving, and the friends we've made in the car & Vette community.

Looking ahead, at our next club meeting we'll be starting the process of selecting an election committee to begin finding candidates for our next year elections. Start thinking if a possible spot on our board, to help run our club might be in your future! If you've never served before, it's a great way to give back to the club & get to know folks in the club even better – if you've served before, consider serving again and continue helping guide our club forward.

Hope to see folks behind the wheel soon!

SAVE THE WAVE

-Larry Shields

Thanks to all the members who provided input on potential activities for the future. I have sent the results via email to all the club members who were on the email/roster as of the date of our last meeting, July 10, 2015. In summary, three suggestions came in via email and interest was garnered via a show of hands/count at the meeting. The results follow:

Tied with 18 votes apiece were a day time cruise to Bennington Monument, VT (brown bag lunch on arrival) and a dinner cruise to Quichee Inn, Vermont. A return trip to King Arthur flour was submitted from the floor and it garnered 11 votes. Additionally a trip to Art Happens in Milford received 8 votes. As I stated at the meeting I have contacted the suggestors of the two top vote getters and have heard back from Jill Dupont that she is willing to coordinate the Bennington Monument trip and possibly the King Arthur trip; this is a long lead trip which we will target for after the first of the year 2016. I am waiting to hear from Gayle Zelonis on her availability to coordinate the Quichee Inn activity.

The upcoming club picnic is shaping up with Norm Wood doing a stellar job of coordinating that activity, I am sorry to have to miss the event as I am again traveling over that weekend.

Lastly, I would like to thank those attending the meeting and dinner after the meeting for giving my new lady, Annette a very warm welcome. All for now, hope everyone is enjoying the great summer weather.



Jim Gorman  
GCCC VP

**Meeting Minutes – July**

**Allie DeCampo**

The July meeting began by thanking everyone for attending and MacMulkin Chevrolet for the use of their facility. A dinner count was taken for after the meeting.

**Membership Director:** Joe Michalik welcomed new members, Bill and Kathy Toner, attending their 3<sup>rd</sup> event. They have a 1999 red coupe. Also, Joe welcomed Ken and Rhonda Gray with a 1969 red C3 attending their 1<sup>st</sup> meeting, Alan and Laurie Lovett with a 1976 white coupe, Tom Hopkins and Jill Prince with a 1979 white C3, and Bruce Leads (car info unknown at time of publication.)

**Secretary:** Allie posted minutes of the June meeting in the newsletter. Dean made a motion seconded by Norm to accept the secretary's report. The motion carried and the secretary's report was accepted.

**Treasurer:** Dan Feidler gave a financial update. A motion was made by Ruth and seconded by Bob to accept the treasurer's report. The motion carried and the treasurer's report was accepted.

**Officer at Large:** John Bosco shared a thank you letter from the Tilton Veteran's Home for donations and the club's sponsorship of the ice cream social. Great Bay Corvette Club hosts Corvettes and Coffee at Grill 28 in Portsmouth, NH on July 11<sup>th</sup>, August 1<sup>st</sup>, and September 5<sup>th</sup> of 2015. (Check their website for updates.) Mustang Mania is July 12<sup>th</sup> at Anheuser Busch in Merrimack, NH. New England Corvette Club hosts a cruise night on Mondays at Lorenzo's Italian Pizza at 5:00 pm until dusk in Middleboro, MA. Dan plans to attend on his way home from work. The NE Corvette Club brings a large crowd to Spring Fling.

Corvette Club of RI show is August 9<sup>th</sup> in South Kingston, RI. CCRI took the award for "Best Club Participation" at Spring Fling so we need to show our support.

**Vice President/Activities Director:** Jim Gorman presented 3 suggestions for activities that were submitted by members. The ideas were as follows: Quechee Inn in Vermont, Art Happens painting class at Pine Valley Mill in Milford, NH, and a cruise to Bennington VT. A trip to the King Arthur's educational facility in Norwich, VT for a cooking class was also suggested.

There were no tote bags left from Spring Fling. An order sheet was passed around for members to order a bag in the color of their choice.

The annual picnic is planned for Saturday, July 18 at 10:00 am. After the picnic, we will need to clean up and vacate the area around 4:00 pm as there is a Concert in the park starting at 6:00 pm. Members are asked to bring a side dish or dessert. Dan will bring ice.

Dan Feidler has raffle tickets for C7 coupe to be raffled in September to benefit the National Corvette Museum. Contact Dan if you would like further info the raffle or Museum membership.

Sue and Norm took orders for glasses etched with the club logo. Glasses are \$4.00 each.

The winner of the membership drawing was Amos Wintle. The winner of the membership drawing was not in attendance. Larry adjourned the meeting at 8:00 pm.


## CAPTION FOR THIS PHOTO:

"Many hands make light work"

OR

"How many GCCC members does  
it take to empty the trash?"

*Photo submitted by Dani McLaughlin*





This month's entry is a two-fer. A man driving in Sylvania, Ohio early in July suffered a medical seizure while coming down an off ramp. His wife in the passenger seat managed to quickly grab the steering wheel and guide the car through an intersection, but then jumped the curb up into a Chevy dealership lot where the car crashed into two brand new Z06's sitting on the lot. A Laguna Blue and an Arctic White Z06 received an estimated \$200K worth of damage.

**Corvette Trivia of the Month**

**Dennis Granger**

**Question of the month:** *What year did federal law mandate the removal of spinners from wheels?*

**Answer to last month's Corvette Trivia Question:**

**Question:** *What is the longest running continuously produced car model still in production?*

**Answer:** *Corvette of course!*



**August Birthdays**

Ingrid Goelz	8/10
Dennis Granger	8/15
Norm Wood	8/15
Sandy Gagne	8/21

# GCCC ANNUAL SUMMER PICNIC

**By Allie DeCampo**

On the morning of July 18<sup>th</sup>, Norm Wood rose early to fry up 3 pounds of bacon. Why? It was the day of the Gate City Corvette Club Annual Summer Picnic and he knew that members needed... BACON BURGERS!

The picnic was held under the pavilion at Memorial Park in Pembroke. The morning was overcast with a chill in the air, but later the sun broke through to deliver a glorious afternoon. Chef Dan Feidler commandeered the BBQ area and grilled burgers and dogs supplied by the club. Members contributed delicious sides and desserts. As always, Ruth Wintle's Rummy Bears were hugely popular. Days in advance, these cute little bears were busy soaking up luscious rum. They are not just Rummy Bears, but YUMMY Bears. (Eat and enjoy at your own risk.)



Apparently, Dani McLaughlin was also very busy...preparing embarrassing games for everyone to play. I don't know the actual names of the games so I will improvise: Riding the Fish, Hula Hoop the Noodle, Ridiculous Clothing Race, Clumsy Bartender Race, and Toss the Wet Sponge at Girls Head Game. Zoey and Haley were truly great sports and deserve our appreciation. I'm sure they really enjoyed holding buckets on their head while we hurled sopping wet sponges at them. (Hopefully, they will come back next year!)



Getting back to that bacon... I have been telling everyone about the pleasure of eating chocolate covered bacon. I was delighted to find out upon my arrival that Dan had gone to all the trouble of melting a Hershey Chocolate Bar and he had painstakingly slathered it all over a strip of bacon just for me! It was delicious...the right combination of salt and sweet. If you have never tried chocolate covered bacon, I suggest you do so as soon as possible.

Thank you to everyone who attended and helped to make this a fun day, and special thanks to Norm and Sue Wood for coordinating!



# DYNO DAY

**By Larry Shields**

Early May found me looking to get the car out for a few drives, so I joined Butch in a trip to a few dyno days at nearby performance tuners. The first one was to Slowhawk Performance in Bridgewater, MA. We drove down for a day of looking at some amazing LS engines, with nary a stock engine in sight. It was a great day of chatting with car folks about their rides, and watching cars put up incredible numbers on the dyno. Some of those runs you could actually feel the vibrations in your chest as the cars spun up to full RPM.

The following week, Butch and I stopped in at New England Corvette Rentals for an open house at their new location. Enjoyed a nice breakfast, grabbed a free T-Shirt, and chatted with folks about the cars. Mike recently got a super nice looking blue C7 Z06 which required some checking out. Then we were on our way down to SMG Motoring to hook up with his Dodge Shelby club at their dyno day. This time, I decided ‘what the heck’ and put “BUHBYE” on the dyno so that I could get some “before” numbers – as I’m hoping to possibly have some work done on it later this year. I was really curious what the 427 would put down to the wheel bone stock. I was quite pleased with the results – my 2<sup>nd</sup> run put down 456 HP with 432 Torque. It was a great day of hanging out with some really great car folks. I learned quite a lot about some of the turbo charged engines in the Dodges and was impressed at how much they were able to crank out of those small engines. Some serious boost on those turbos!



**Getting Strapped Down**

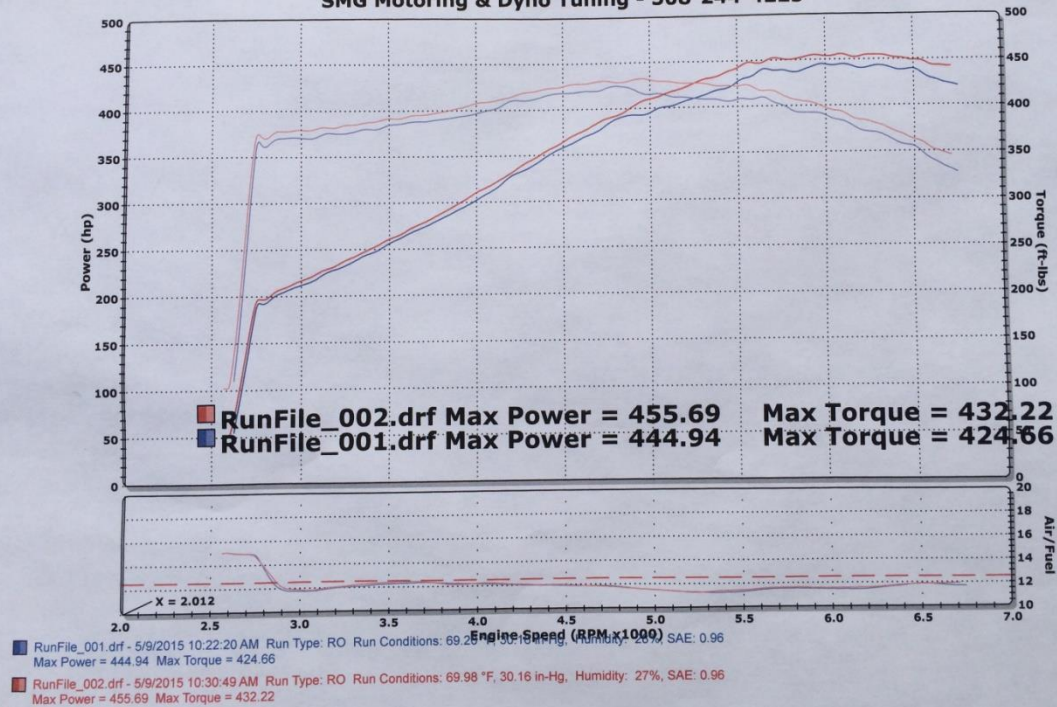


## DYNOJET Performance Evaluation Program

DYNOJET RESEARCH

CF: SAE Smoothing: 5

SMG Motoring & Dyno Tuning - 508-244-4225



The Results!

# MOD THAT VETTE

**By Larry Shields**

My next upgrade to BUHBYE finally arrived, and went on the car this weekend. I had already received the tinted side markers & colored LED lights from Corvette Mods as a birthday gift – but had been waiting on my tinted rear Eagle Eye taillights to arrive from JW Motoring. Figured I'd rather only have to remove the rear lights once, and I'd do them both at the same time.

I grabbed my boxes and went out to the garage for what I hoped would be a quick install. I spent a few minutes with Google looking for tips on how to do the install as the bare bones instructions provided by the seller leave a lot to be desired for someone like me.




**Before Pic of Tail Lights**



**Before for Rear Side Marker**

I pulled out my trusty Torx-15 screwdriver (the #1 must-have tool for working on a C6, from my experience so far) and set to work on the rear left light. Once you remove the screw, just pull the light forward and then lift a bit, and the light just comes right out. Once the light was out, I could reach through the hole and reach in behind the rear side marker to squeeze the pinch clip that holds in onto the side of the car.



**One Torx Screw at Top of Each Rear Light**



**Once the Light is Out**



**Remove the Light Housing**



**Then Reach Inside and Pinch to Release**

Once the tail light has been removed from the car, it's just a quick quarter turn to release the plastic assembly from the light electrics. Once the outside most lights were out, I reached inside along the side wall of the car to pinch the plastic clip keeping the side marker in place, and out it came. I did the same quick twist to remove the reflector part from the light electrics. Then just a light pull on the bulb to pop it out, and a quick push to insert the new LED light. Remember to turn on your lights to test the polarity – if you install it 'upside down', the LEDs won't come on. Then just twist the light back into the new smoked side marker, and then push it into place back through the holes.



**The Old Bulb**



**The New Colored LED**

Because the new side markers are smoked very dark, I couldn't just leave the white bulb that was there, as it would no longer be the correct red or yellow colors (rear vs. front) required. So I purchased colored LEDs with the kit that would make it light up the right color.



**New Rear Smoked Tail Marker**



**New Tail Light and Resistor**

With the side marker all set, to replace each tail light was fairly simple as well, once you figure what connects to what. First was realizing that the “left” vs “right” tail lights, matter. Thankfully they were labeled on the housing. Reaching into the new light housing, you pull out the 2 connectors you needed to work with. Once connects from the tail light to the resistor to help prevent hyper-flashing that can occur with LEDs without one. The two just snapped together very easily.



**Connect the Resistor**



**Pull the Bulb & Connect to Bulb Slot**

Then you just need to pull the bulb out of the lighting electrics on the car, and the new light just plugs right into where the bulb used to slot in. Once all connected, you can pull the red cover off the double sided sticky tape on the resistor, and stick it to the inside of the car frame behind the light opening. Once fastened, just twist the light housing back onto the new tail light, place the light back into the hole, and replace the one T-15 screw to get everything back in place!



**Side by Side – New & Old**



**All Four New LED Tails**

At this point, I had done both rear sides, and the 4 tail lights, and it had all gone flawlessly. Now, I just needed to get to the front side markers – which I had thought might be difficult. To get to the marker, you have to turn the wheel all the way to one side, so you can have easy access to the inside wheel liner. While some of the C6s have newer pin type connectors, apparently the 427 uses 5 T-15 screws to hold that liner on, making it a breeze to quickly remove them. Then reaching inside along the front fender, pinch the clip to get it to release from the car, like the rear lights.



**Light Popped Out**



**Twist and Remove Old Reflector**



### Swap In the Colored LED

Once all set (and test the light to verify the polarity), just screw the 5 T-15 screws back into place, and presto – you're set! The entire thing didn't take more than maybe a hour as I took my time taking some pictures, listening to music, etc. This was a very easy mod to perform for anyone who likes the look. We'll see what mods I look into next!



### Pop New Marker Back In!

\*\*\*\*\*



**Elaine Kemp**  
Sales

(508) 747-VETT  
Cell: 617-872-8252  
Fax: (508) 747-0016

**151 Samoset Street**  
**Plymouth, MA 02360**

elaine@corvettemikenewengland.com  
www.corvettemikenewengland.com

### Newsletter Yearly Advertising Rates:

Business Card	\$50/year
¼ page	\$70/year
½ page	\$100/year
Full page	\$150/year

## ACTIVITIES & EVENTS

If you plan to attend an event that isn't listed on the calendar, please contact the newsletter editor (Allie DeCampo) so that your event is included in following month's newsletter. In addition, let the editor know if you are willing to be the contact person for the event. This way, other club members who may be interested in the event will know who to contact for information (date, time, location, where to meet to caravan, etc.)

<b>August 14, 2015</b>	
<b>7:00 pm</b>	<b>MacMulkin Chevrolet, 3 Marmon Drive, Nashua NH</b>
<b>Go to <a href="https://www.facebook.com/GateCityCorvetteClub">https://www.facebook.com/GateCityCorvetteClub</a> for a list of upcoming events.</b>	

### PUBLISHING INFORMATION – The next article/ad submission date is **August 24<sup>th</sup>**

Please help by sharing news about trips you've taken, shows you've attended, and suggestions for club activities, as well as technical advice, cleaning tips, or anything else that you feel would be of interest to our members. The club needs your input!

Letters, articles, notices, and ads are to be received by the third Friday of each month for inclusion in the upcoming newsletter. Classified ads are to be submitted on a monthly basis, and will not be carried over to the following month. Please contact the editor if you know of a business interested in purchasing advertising space in the newsletter. Thank you.

Contact: Allie DeCampo  
Secretary / Newsletter Editor  
adecampo@myfairpoint.net  
(603) 434-4588

**Notice:**  
"Chevrolet Trademarks used with the  
written permission of General Motors."

### CLUB OFFICERS 2015

President .....	Larry Shields	(603) 673-9653	<a href="mailto:larry.shields@comcast.net">larry.shields@comcast.net</a>
Vice President .....	Jim Gorman	(978) 851-2279	<a href="mailto:jgor1@comcast.net">jgor1@comcast.net</a>
Secretary .....	Allie DeCampo	(603) 434-4588	<a href="mailto:adecampo@myfairpoint.net">adecampo@myfairpoint.net</a>
Treasurer .....	Dan Feidler	(603) 434-9436	<a href="mailto:dfeidler@cranshaw.com">dfeidler@cranshaw.com</a>
Officer-At-Large .....	John Bosco	(603) 882-6715	<a href="mailto:jsbosco48@yahoo.com">jsbosco48@yahoo.com</a>
Membership Director .....	Joe Michalik	(978) 663-3379	<a href="mailto:skreemrzt1@comcast.net">skreemrzt1@comcast.net</a>
Immediate Past President .....	N/A		

***SAVE THE WAVE***

# *New Items Now In Stock!*



## *Norm's Detailing*

*"Authorized Adam's Premium Car Products Dealer"*

*100 George Street- Manchester, N.H. 03102*

*603-668-2305 / 603-759-2595 cell*

*woodnorman@comcast.net*

*\*\*Contact us for prices and to place your order or to set up a Detail Clinic for your club\*\**