



Stress Kracks

The Official Voice of Gate City Corvette Club
of Southern New Hampshire



<https://www.facebook.com/GateCityCorvetteClub>

MAC MULKIN CHEVROLET
3 Marmon Drive
New England Automotive Village
Nashua, NH 03060

**Sponsor of
Gate City Corvette Club**

November 2013 Issue

First Word

Carol Whittier

Well it's that time again...groan...the leaves are falling and the days are shorter. We are all thinking of when is the right time to start putting our toys away for the winter!

LET'S MAKE THE TIME GO BY FASTER.... We can plan for next Spring, Summer, and Fall events for 2014. I am hoping people will come up with new ideas for things to do this and next year. I want to say I was so proud of everyone and I thank you all for coming out to support Vettes to Vets, it was awesome.

At the meeting we voted on looking into getting name tags and club flags for our cars we will be working on this with more to come...

The next meeting is Nov 8th; this is also election night so if you can't be there to vote, please send in your absentee ballot so your vote will be counted. It is also the last formal meeting of the year as we have no meeting in Dec. The January meeting we will do a short introduction to your new officers and board at the Christmas party. Also, I will be keeping track of the pot luck items for the Christmas party. I will send out an e-mail shortly.

That's all from me, and remember we are:

GATE CITY STRONG

Save the Wave

See Yah
Prez Carol



In this Issue:

First Word

-- Carol Whittierpage 1

Meeting Minutes

-- Larry Shieldspages 2-4

Vettes to Vets

-- Carol Whittierpage 5

Do you have your Leopard Tail?

-- Larry Goelzpages 6-10

Things I didn't know about my C6

-- GOCCpages 11-12

That Poor Vette...

-- Larry Shieldspage 12

Activities and Events, Publishing Information, and Club Officers.....

.....page 13

Photo and Trivia of the

Monthpage 14

Election Ballotpage 15

Advertisementspages 16-21

Member Birthdays!

November 3rd – Bob Roy

November 3rd – Carol Slavin

November 9th – Ron Garian

November 14th – Larry Goelz

November 17th – Jay Houghton

November 18th – Al Whittier

November 18th – Catherine Pratt

Meeting was called to order at 7:00pm. 36 members in attendance.

The meeting began with a thank you to MacMulkin for use of their facilities for the meeting, and birthday wishes for all the recent club birthdays.

Membership Report:

Two new prospective members were in attendance tonight. Norm Pelletier attended his first meeting, his car being a 98 Vette. Dennis Ducette owns a 99 that runs, and a 90 that doesn't!

Secretary Report:

Up to 55 likes/followers on Facebook.

Thanks to those who have given some input on things they like about various websites that can be used as we talk about a redesign of the Gate City site. Andy's Auto Sport is now an advertiser with us, and we have a discount coupon for anyone who would like to purchase stuff through their site. Look in the advertising section of the newsletter.

Motion to accept the minutes from the September meeting was made by Larry Goelz and seconded Dan Feidler. All voted in favor.

Treasurer Report:

Lisa provided a current status of the account balances, income & expenses from the last month.

We have approximately \$350 in donations for Adopt-a-Family from club members, plus the \$750 from the club. The remaining \$400 will be being sent to the Nashua Soup Kitchen this coming month as well, to arrive in time for their Thanksgiving shopping.

Motion was made to accept the Treasurer's report by Dan Feidler, Seconded by Ingrid Goelz. All voted in favor.

Officer at Large:

- Corvette Mike event on October 12th for the C7 reveal
- Vettes at the Village in Old Mystic Village, CT – Sunday October 13th
- Hudson Classic Car Show on October 19th
- October 27th is the Seacoast Rallye event

There are a few more events as well, please contact the Officer at Large for any info, also for more details on events of interest, or for information about any cruise nights still going on.

Vice President

Wasn't available – had to work!

Election Committee

Ballot is completed & available in the newsletter for voting. Write-ins are still welcome.

President – Larry Shields

Vice President – Carol Whittier

Officer at Large – Joe Michalik

Treasurer – Dan Feidler

Veterans Affairs:

Flyer was available for people to look at for the plaque sizes/shapes for the WWII vets at the home. Talking to the home's administrator, one good sized plaque to honor all of the vets would seem to be a better idea, rather than multiple plaques. Discussion occurred around the size of the plaque we should choose, given that it will hang on a wall it should be a little larger to be visible & legible. Consensus was on the 14" x 17" one that was in the array offered on the flyer. Checking the proposed language for the sign, Larry G. suggested the language be changed slightly to make it clear we are honoring all those who served in the war, not just those who passed fighting. The proposed wording now reads:

Thank You.

To all those who
Riskyed their tomorrows
So we could have today.
Our deepest appreciation.
Gate City Corvette Club
Nashua, NH
December 7th, 2013

Museum Liaison

Dan has tickets available for a C7 Corvette Raffle. \$10 a ticket, with unlimited tickets.

Dan also encouraged all members to consider a museum membership, and that the memberships are tax deductible.

Old Business:

Dean was not able to attend the meeting, so we don't have a status around possible dates if we're to consider moving Spring Fling. We can discuss at the next meeting.

Thank you to all who attended Vettes to Vets. 25 cars showed up for the Event from our club. Carol even volunteered to learn to do donuts in the Z06 if we can get all of our club cars out for the event next year!

Dan called about the Xmas party location, but hasn't heard back yet. He will let us know more at the next meeting, but he'll book the location if our usual weekend is available. Please send any food items you're going to bring for the pot luck at the event to Carol W. so she can help coordinate (making sure we don't end up with nothing but meatballs).

Heather S. has been in touch with the Front Door Agency, looking at around \$200 a kid, with 5 kids right now. Possibly shopping on Wednesday, December 4th, will firm up at the next meeting & through emails.

Elections will be held next month.

Jill D. talked about the King Arthur Flour trip she was trying to arrange. They're already booked up for the rest of this year, but she's going to look to arrange something for Spring. More details to come!

New Business:

Dan F. brought up the new car charger adapter that Mike D. has created. It's a connection that's installed on the car that allows you to hook up your battery tender to the car. It allows it to easily plug in and be very safe to protect the car's electronics in the event of a problem. Al W., Larry G., Dan F., already have them on their Vettes (Mike has his on his Viper as well), Norm has an install coming. Thanks were given to the early buyers, since they really helped with giving Mike experience in learning the 'tricks' of being able to install more smoothly on the cars.

The winner of the 50/50 was Heather S., for \$59.

The winner of the Membership drawing was Dan Feidler, who donated the \$10 to the Nashua Soup Kitchen.

John B. asked if the club might want to donate a bit more money to the Soup Kitchen, given the state of things in the economy right now. After talking about our current balance, it sounds like there will be more money in the coffers this year, so we can afford a bit more.

John motioned to donate \$500, split \$250 to Nashua Soup Kitchen and \$250 to Hudson St. Vincent de Paul for their food banks. Seconded by Dan F. All voted in favor.

We also quickly discussed the idea of club flags for the cars, similar to the ones that Randy has for the Corvette Caravan. Randy may have a contact for a good price. Also there is a desire to consider getting name tags for members of the club as well. We will begin investigating options & pricing the costs for these things.

The next club meeting will be on November 8th.

Motion to adjourn by Jill D., Sue W. seconds. All in favor.

Meeting ended at 7:49 pm.

Photos from Vettes to Vets Facebook Page

The day started out very foggy. I knew I had at least 14 cars either meeting us at Kohl's or at the hotel. Al and I headed out to meet everyone at Kohl's, I decided to take my car as I wanted to be the one to lead our club into the hotel as your president (and I was pretty sure I couldn't get us lost). The fog was very thick making it very hard to see. I drove into Kohl's parking lot (with 1 minute to spare) and could not believe my eyes. There was, I think, 21 cars waiting, I couldn't help but tear up - YOU GUYS ROCK!

See what people don't know, is that years ago Karen came to me as we are both (older members of our clubs) and we have known each other for 20+ years, and asked if I could get our club as well as others to help and get involved with Vettes to Vets. I brought it to the club and it has become a huge success; so I knew we could not let her or the vets down. You guys came through as always! We had 25 Gate City Strong cars!

We arrived at the hotel a little past 8 and headed in for breakfast. We also met up with other members who had already arrived at the hotel. After filling our bellies and getting the much needed coffee we all went outside to see our Corvette friends and to watch the cars pull in. It is amazing to see so many people who truly care. A little before it was time to leave the sun broke out: YIPPIE! So the t-tops came off and Conv. tops went down for the trip to the veteran's hospital. It was finally time to leave, and it was awesome to see, we were 450 Strong! Our group was one of the 1st lines out. Driving the back roads to the hospital is an awesome experience; there are people lining the streets or in their yards cheering us on and waving flags. You can't help but be emotionally affected by this. We were one of the early groups to get in so we could watch as all the cars parked. It seemed like there was no end in sight... unbelievable.



As we drove onto the hospital grounds there was 1 patient in a wheelchair who was cheering us on and very happy we were there. He made the whole thing come together as to why we do this. After parking and getting food, we watched and listened to the ceremonies going on and chatted with the veterans who were walking around or being wheeled around to look at the cars. We were sitting behind our cars when Michelle and I spotted our veteran that cheered us in. We went to talk to him and found out he was 93 years old and lives at the hospital. He wanted to know where all the pretty girls were, he was quite a character. We loved talking to him

and his caregiver. She said next year they are going to let more vets watch from the wall - that will be great. He touched all our hearts and made the whole day.

There were Vettes from all over, but the one that really stood out was a 1954 with the original owner bringing it there. He bought the car after he got out of the marines in 1958. As should be, the veterans voted his car Best Vette. The food was great and so was the music. We raised a lot of money and items much needed for the patients that's what it is all about! I am glad and honored to have Gate City be a part of this special event.

I would like to see even more of our members show up for this event next year. I CHALLENGE YOU TO REALLY SHOW WHAT GATE CITY STRONG LOOKS LIKE!! WHO IS UP FOR THE CHALLENGE??????????




Do you have your smart charger interface by Leopard Tail? Larry Goelz

Well I and several other GCCC members do. About a year ago, Mike Dupont mentioned an idea he had for a smart charger interface to several members of the club and all indicated a strong interest in such a device. So, a year later, after a lot of hard work and \$'s invested, Mike has the Smart Charger Interface on the market, and has a new company: Leopard Tail, LLC.

Several weeks ago he started to install the units in those members' cars who originally stated they would want to obtain one. After several installation challenges (and at several points, a very skeptical Al W.), Mike streamlined his process for the installation on C6 Corvettes (the first install, of course, was on his Viper). Mike indicated that the Smart Charger Interface can be used in most vehicles.

Here are the pictures I took as Mike did the installation. As you can see, he came equipped with an assortment of tools, etc. and I will say he used quite a few before the install was completed.



Getting Ready to Perform the Install



Mike's Eclectic Collection of Install Tools



Now I Know Where to Start!



Where Is It?



I Think I Will Start Here



This Is Where Al Had Second Thoughts!




Testing For the Proper Connection Point



Two Holes Drilled For connect Access



Connector Test Fit



Finished Connection



Now to Install the Interface & "Tail"



Pulling the "Tail" Through



The Cable Going Through to the Front



The Front Connection Port



I Know It's There Someplace!



Making It Look "Nice"



Can You See It? We Are Done!

When Mike was done, I plugged my smart charger into the front port on the car, pressed lock on my fob, and it worked fine. In doing this article, I asked Mike to write up something on the Interface as I thought I would not do Mike's invention justice. Here is what Mike sent:

The "Smart Charger Interface" is the first product of Leopard Tail LLC. It provides convenience and protection for your vehicle allowing a simple, easy, and safe battery charging connection. It is the most advanced device of its type on the market today. It is made in New Hampshire from U.S. and foreign parts.

The Smart Charger Interface incorporates the following features:

- Reverse polarity protection
- Overvoltage/Surge protection
- Overload (high current) protection
- Short Circuit protection
- Automatic electrical system disconnection (cold interface port when not in use)

In addition, the Leopard Tail Smart Charger Interface is waterproof and resists most automotive fluids. The unit is maintenance free once installed. If moisture gets into the connection port ("Smart Port") for some reason, a squirt of WD-40 will clear it out and the unit will be ready for service.

The system can easily be removed if your vehicle is sold and transferred to a new vehicle. If the Smart Port is damaged from an accident, it can be replaced with a new one at reasonable cost. Remarkably, the unit draws no power when not in use.

Operation:

The most unique feature of the Smart Charger Interface is that it disconnects the Smart Port from your vehicle when a battery charger is not connected and providing power. This feature prevents tampering and access to the vehicle's electrical system by car thieves. When used with a modern smart charger, you control the Smart Port via your vehicle entry remote (key fob) or by your vehicle's security system.

FAQ:

Is the Smart Charger Interface a battery charger?

No, it is designed to be used with your existing smart charger.

My smart charger does not activate (turn on) unless it is connected to a battery. How can my charger work if the Smart Port is disconnected from my vehicles electrical system when I plug it in?

This is where your Key Fob comes into play. By locking or unlocking your vehicle with your remote, a signal is sent to the Smart Port by the Smart Charger Interface Control unit to activate the battery charger connection.

What if my vehicle is plugged into my smart charger through the Smart Charger Interface and the power fails? After the power turns back on, will my battery go dead because I wasn't around to use my key fob to reactivate the system?

No, as long as the smart charger remains plugged into the Smart Port during the power failure, the Smart Charger Interface will automatically re-signal the battery charger and maintenance charging will resume once power is restored.

Is there a warrantee?

Yes, 5 Years.

Why is the company named Leopard Tail?

The Smart Charger Interface has a long thick cable between the control unit and the Smart Port. Leopards (particularly Snow Leopards) have a long thick tail also.

(Editor's Note: The following info came from the website maintained by the Glass Odyssey Corvette Club in Washington. Looked like some great information people might not know! Some I did... some I didn't!)

- 1) There's a button on the rear fascia to open the rear hatch
- 2) There are 2 gas tanks.
- 3) You can only recall the max. G force on the HUD during the current engine on cycle. Once you shut the engine off, it's gone.
- 4) The car will remind you to shut off your turn signal if left on for more than 3/4 mi.
- 5) Headlamps automatically turn on if using wipers.
- 6) You can just bump the turn signal (up or down) for it to signal for 3 ticks.
- 7) There's also a keyhole above the rear license plate to put a key to open the hatch if you don't have your fob nearby.
- 8) The DIC chime loudness can be turned down significantly by turning the audio "Auto Volume" to "OFF".
- 9) Better hook-up a battery tender if the car is going to sit for longer than 3 weeks.
- 10) Most light switches that you push to turn a light ON/OFF are ON when the button is held into the depressed position, and OFF when the button is pushed again and released to the "out" position. But the reading lights on the rearview mirror that are controlled by the buttons on either side of the rearview mirror in the C6 are OFF when they are in the "in" position, and ON when the button is pushed to the "out" position.
- 11) There's an orange light that shines down from on the passenger visor clip that is just simply an area light to give a little low-level light ambiance to your driving experience at night. It was dropped in the 2008 model year in about February as a running change.
- 12) If you hold the ignition rocker switch in the on (down) position for about 20 sec. the car goes into full on mode (same as "ign" with a key car) without the engine starting. This allows you to program the DIC and run all accessories etc without starting the engine.
- 13) The handle to pull the hatch down was on the C6 through the middle of the 2007 model year.
- 14) The button on the panel to the left of the steering wheel/column controls the level of the instrument lighting, but also turns the interior lights ON/OFF. If you inadvertently hit the button, it can turn on the interior lights. There's no in/out to the switch, so you just have to look to see if the lights are on or off, and push the button to get them in the mode you want.
- 15) The A6 will not up shift when either TC or AHS are active. You can't force it to up shift using the paddles either (TC or AHS active). Using Comp Mode can remedy this... to a point.
- 16) There is a feature on wiper intermittent delay fastest speed: When one goes over 50mph in this setting, the wiper automatically switches to constant on (normal speed). C6 has speed sensitive intermittent delay, but no rain sensor.
- 17) Pressing and holding the Fan Up Speed button, the Windshield Defrost button, and the Rear Window Defogger button at the same time resets the outside temperature display.
- 18) Mirror dimming is turned off when you are in reverse.
- 19) If you reset the timer you have to wait 10 seconds before you move the display to another resettable value, otherwise that one will reset too.
- 20) The trick of hitting the recirc button twice to reduce the warm air in the footwells. I love it when I have the top down...much less extra heat down there.
- 21) If you touch the time of day in the top right corner of the navigation screen, the day of the week and date will be displayed.
- 22) If you press down on the wiper stalk it will operate the wiper for one pass.
- 23) The compass can be calibrated and proper zone selected by pressing either the far left button on the on-star panel or by pressing the auto dimming button until the option for either calibration or zone appear.
- 24) If both FOBs are in the car at the same time, FOB 1 rules.
- 25) Get Ice warnings on DIC.

- 26) Manual shift C6s have a steering wheel lock and automatics don't. - Only the manual 2005, and foreign spec cars, have the column lock - 2006 on do not.
- 27) If you will be driving your Vette at speeds of 175 MPH or greater you should set the cold tire inflation to the maximum shown on the tire sidewall of 38 PSI.
- 28) The window switches are not connected to the window motor. They send a request to the computer and the computer lowers the windows.
- 29) Manual door release on the floor by door sills.
- 30) Hook built into gas door lid for hanging the gas cap via the retaining cord.
- 31) When backing up in reverse, both the speedometer and the HUD will show your speed.
- 32) If you want to splash or lube engine after oil change press gas pedal to floor which shuts down injectors and hit start button engine will crank but not start.
- 33) If you want to check the mileage, with the car off reach in the window and turn the head lights on - the mileage will show in the DIC
- 34) The underhood lamp and locking center console were dropped for '07.

That Poor Vette...

Larry Shields



<http://www.corvetteforum.com/articles/first-customer-owned-2014-corvette-stingray-crash/>

Photo credit: Inflame, user on reddit.com

It didn't even take a month... the first reported customer owned Stingray C7 crash has been logged. A Velocity Yellow C7 Z51 that didn't make it very long before being in a pretty notable crash. Details on the crash are a bit light, but a little research seems to be reporting that there were no serious injuries, that the damage to the front of the car is quite extensive (front & hood pretty much gone), and it looks like it was just a single car crash.

Looks like someone may have just lost control of the car, and this was the unfortunate result.

2013 GCCC Activities & Events

Corvette season has pretty much come to a close. I don't know of any other events at this point besides the ones listed below. If you're aware of someone trying to do a late season event, please let me know and I'll add it into the next calendar.

If you plan to attend an event that isn't listed on the calendar, please let me (Larry Shields) know and I'll have it added for the following month's newsletter. If you're willing to be a club contact for a given event, please let me know as well and I'll list you. This way others in the club who may be interested in the event know who to contact for coordinating – especially if people are going to caravan out to the event.

November	
8 th @ 7PM	Club Meeting at MacMulkin, in Nashua, NH (Officer Election Meeting)
December	
7 th @ 2:30PM	2 nd Annual Holiday Ice Cream Social at the New Hampshire Veterans Home in Tilton

PUBLISHING INFORMATION – The next article/ad submission date is November 20th

Please help by sharing news about trips you've taken, shows you've attended, and suggestions for club activities, as well as technical advice, cleaning tips, or anything else that you feel would be of interest to our members. The club needs your input!

Letters, articles, notices, and ads are to be received by the editor by the 20th of each month for inclusion in the upcoming newsletter. Classified ads are to be submitted on a monthly basis, and will not be carried over to the following month. Please contact the editor if you know of a business interested in purchasing advertising space in the newsletter. Thank you.

Contact: Larry Shields
Secretary
larry.shields@comcast.net
(603) 673-9653

Notice:
“Chevrolet Trademarks used with the
written permission of General Motors.”

CLUB OFFICERS 2013

President	Carol Whittier	(603) 437-3803	old.hot.rodder@myfairpoint.net
Vice President	Bob Roy	(603) 429-3013	roylr@comcast.net
Secretary	Larry Shields	(603) 673-9653	larry.shields@comcast.net
Treasurer	Lisa Dole	(603) 234-9323	lisadole11@gmail.com
Officer-At-Large	Cindy Collins	(603) 881-4239	sewspecial@comcast.net
Membership Director	John Bosco	(603) 882-6715	jsbosco48@yahoo.com
Immediate Past President.....	Larry Goelz	(603) 487-3159	lstarrg@comcast.net

Photo of the Month



I know exactly how much my LS7 weighs!

Photo from Larry Shields (Corvette Engine Build)

Trivia of the Month

(Courtesy of Dennis Granger)

What was the 1st year Corvette that had two different hoods?

Last month's trivia:

With the introduction of the ZR-1 option in 1990, what equally exotic option was discontinued after the 1991 model?

Answer:

The Callaway twin turbo \$33,000 option only sold 62 units in 1991. The ZR-1 option was a relative bargain at only \$31,683.

SAVE THE WAVE

2014 Election Ballot

Member Name: _____

Please check the box next to the name you wish to vote for. If you wish to vote for a write-in candidate, please print the person's name clearly on the "write-in" line for that position, and check the box next to their name. Please vote only once per position. Please bring your completed ballot to the November meeting, or return a copy of the completed ballot to the Secretary (Larry Shields) prior to the November meeting. Ballots will not be counted until the November meeting.

President	<input type="checkbox"/>	Larry Shields
	<input type="checkbox"/>	(write-in):
	<input type="checkbox"/>	
Vice President	<input type="checkbox"/>	Carol Whittier
	<input type="checkbox"/>	(write-in):
	<input type="checkbox"/>	
Treasurer	<input type="checkbox"/>	Dan Feidler
	<input type="checkbox"/>	(write-in):
	<input type="checkbox"/>	
Secretary	<input type="checkbox"/>	Allie DeCampo
	<input type="checkbox"/>	(write-in):
	<input type="checkbox"/>	
Officer at Large	<input type="checkbox"/>	Joe Michalik
	<input type="checkbox"/>	(write-in):
	<input type="checkbox"/>	
Membership	<input type="checkbox"/>	John Bosco
	<input type="checkbox"/>	(write-in):
	<input type="checkbox"/>	

Please patronize our club sponsors:



Elaine Kemp
Sales
(508) 747-VETT
Cell: 617-872-8252
Fax: (508) 747-0016
151 Samoset Street
Plymouth, MA 02360
THE CORVETTE SPECIALISTS
elaine@corvettemikenewengland.com
www.corvettemikenewengland.com

Newsletter Advertising Rates:	
Business Card	- \$50/year
¼ page	- \$70/year
½ page	- \$100/year
Full page	- \$150/year



Receive
7% OFF
on your next order from
Andy's Auto Sport.com
for all Gate City Corvette
Members just enter:
GATECITY at the
checkout.

Gate City Corvette Club
Invites you to the 2nd Annual
Holiday Ice Cream Social
at the
New Hampshire Veterans Home
139 Winter Street, Tilton, NH 03276



Please join us in honoring our New Hampshire Veterans on **Pearl Harbor Day**,

December 7th 2013 from 2:30 – 4:30

There will be a presentation of a special plaque, honoring all those who served

Musical guest Maureen Salvoni will entertain with a medley of Holiday songs
and old favorites.

John and Carol Slavin will be coordinating details

Anyone attending that would like to bring a “Goody Bag” (see list below) or
checkers, chess, or a table game may do so. No food please!

New Hampshire Veterans Home Sunshine Cart

The Sunshine Cart provides a wide variety of personal care items for our Residents. The Sunshine Cart is particularly important to those Residents who are not able to attend shopping trips, allowing them to make their own selections FREE OF CHARGE. The Sunshine Cart items are not sold to the Residents. If you would like to make a monetary donation towards Sunshine Cart items, please make your check payable to NHVH Benefit Fund and reference "Sunshine Cart" on the memo line.

Residents prefer standard size products that can be used for an extended period. We do not stock travel size items on the Sunshine Cart. Listed below are examples of preferred items:

- Denture cleaning tablets: Efferdent or Polident
- Denture adhesive: Fixodent or Poligrip
- Toothpaste, toothbrushes
- Stick deodorants
- Hair combs and brushes
- Emery boards
- Body wash
- Pre-shave
- Disposable Razors
- After Shave: Old Spice, Aqua Velva, Mennen
- Mouthwash
- Lip balm / Chapstick
- Kleenex tissues
- Body lotion and/or baby body lotion
- Individually packaged eyeglass cleaner wipes
- Hair cream: V05 or Brylcreem
- Shampoo: 2 in 1 Shampoo, Baby Shampoo, or Dandruff Shampoo
- 6x9 inch lined writing tablets
- Envelopes #10
- Postage stamps
- **Large print** crossword puzzle books and/or word find books

Please NO powder items, or Q-Tips

If you require additional information about the New Hampshire Veterans Home Sunshine Cart, please contact Lisa Punderston at (603) 527-4449 or email lisa.punderston@nhvh.nh.gov

New Items Now In Stock!



Norm's Detailing

"Authorized Adam's Premium Car Products Dealer"

100 George Street- Manchester, N.H. 03102

603-668-2305 / 603-759-2595 cell

woodnorman@comcast.net

*****Contact me for prices on these products*****

2014 NEW ENGLAND CORVETTE CARAVAN 2014

**Friday, Saturday, Sunday
August 22, 23, 24 2014**

Danbury, Connecticut KICK



OFF Weekend



**Friday Night August 22, 2014
Welcoming Pizza Party
Ethan Allen Hotel
Danbury, CT**



A Day at the 180+ stores - Danbury Fair Mall - Saturday shuttle from Ethan Allen....or....



A Day at the Track - Lime Rock Park – Lakeville, Connecticut - Saturday August 23, 2014



**Dinner and Dance
Saturday Night
August 23, 2014
Ethan Allen Hotel**



**Depart from the Danbury Fair Mall
Sunday August 24, 2014
8:00 AM Sharp!**



DANBURY FAIR






NEW ENGLAND CARAVAN

KICK OFF – SATURDAY AUGUST 23, 2014 - DANBURY, CT
NEW ENGLAND CORVETTE CARAVAN DEPARTS SUNDAY A.M. FROM DANBURY



SUNDAY NIGHT - WYNDHAM HOTEL - GETTYSBURG, PA



MONDAY NIGHT - STONEWALL RESORT - ROANOKE, WEST VIRGINIA



TUESDAY NIGHT - CROWNE PLAZA CAMPBELL HOUSE - LEXINGTON, KY



WEDNESDAY, THURSDAY, FRIDAY, SATURDAY - HOLIDAY INN UNIVERSITY PLAZA - BG, KY

To find out more go to our website: <http://www.nationalcorvettecaravan.com/newengland/>
On Facebook **New England Caravan 2014**